

# PRODUCT CATALOG

FOODSERVICE  
DISTRIBUTION



Inspired packaging.



A world of difference.



Graphic  
Packaging  
INTERNATIONAL

# ABOUT GRAPHIC PACKAGING INTERNATIONAL

Inspired packaging. A world of difference.

---

Graphic Packaging International is a leading global marketer and manufacturer of paper and plastic single-use packaging for the foodservice industry, partnering with leading brands and distributors in a variety of industries, from quick-service restaurants to hotels. Our hot and cold cups, food packaging, plates and accessories are found in foodservice establishments across the country, from one-store locations to large national chains.

We make all of our paper products from trees that come from responsibly managed forests, and our U.S. manufacturing facilities are certified to Sustainable Forestry Initiative® (SFI®), Programme for the Endorsement of Forest Certification (PEFC) and Forest Stewardship Council® (FSC®) Chain-of-Custody standards. Our company is committed to improving our footprint with our end-of-life solutions and through our sustainable products.

Providing exceptional service starts with understanding customer requirements. Our sales, manufacturing and customer service teams are focused on offering quality products and delivering customer orders on-time, in-full and with no errors. Our strong focus on innovation allows us to deliver creative products and supply chain solutions that improve operator efficiency, elevate new menu items, support added service platforms and enhance the overall consumer experience. With a dedicated staff of designers, our Graphics Department integrates technical printing experience with creative ability to resolve some of the most challenging graphics.

Graphic Packaging International is a large, global company that continuously invests in new technologies to help manufacture high-quality materials and products for our customers. Our business is fully integrated, providing security of supply to our customers. With products being produced by a single company, from raw materials to finished product, you can ensure the end product that goes into the hands of your customer is superior quality.

For more information, please visit us at [www.graphicpkg.com](http://www.graphicpkg.com)

## **DESIGN AND PREPRESS:**

Clemson, SC • Carol Stream, IL • Wayne, NJ • Vancouver, WA  
Kenton, OH • Shelbyville, IL

## **SALES AND CUSTOMER SERVICE:**

Memphis, TN • Stone Mountain, GA • Winsford, UK

## **MANUFACTURING AND TECHNOLOGY:**

Kenton, OH • Shelbyville, IL • Visalia, CA • Clarksville, TN • Pittston, PA • Wausau, WI  
Marion, OH • Cobourg, ON • Stone Mountain, GA • Louisville, CO • Menomonee Falls, WI



# CATALOG CONTENTS

---

## HOT BEVERAGE CONTAINERS

Hot Cups and Lids	2-5
Hold&Go® Insulated Hot Cups and Lids	6-8
Post Consumer Recycled Fiber Hot Cups	9
ecotainer® Hot Cups and Lids	10-11
Individually Wrapped Cups	12
Vending Cups and Lids	13
Hot Cup Accessories	14-15

## COLD BEVERAGE CONTAINERS

Cold Cups and Lids	16-19
ecotainer® Cold Cups and Lids	20-21
Clear Plastic Cups and Lids	22-23
Car Cups and Lids	24
Cold Cup Accessories	25

## FOOD PACKAGING

Food Containers	26-27
Food Container Lids	28-30
Combo Packs	31
ecotainer® Food Containers and Lids	32
Snack Containers	33
Food Buckets and Lids	34-35
Scoop Cups	36
Plates	37
Popcorn Packaging	38-39

## PRODUCT NOMENCLATURE GUIDE



# HOT CUPS

Consumer preferences for hot specialty beverages are growing, and operators are responding with new drinks and upgraded coffee programs to bring traffic to their locations.

We offer a wide range of products that support our customers from operational efficiencies with our Hold&Go® insulated cup to sustainability initiative support with our ecotainer® brand. Our single-use products come in several stock designs, or in a custom print for brand enhancement. All of our hot cups are made from premium paperboard and are coated on the inside using either polyethylene or PLA lining – a combination that results in high-quality single-use packaging for our customers. Graphic Packaging International hot cups meet Sustainable Forestry Initiative® (SFI®) standards, ensuring that the fiber used comes from responsibly managed forests.

## STANDARD HOT CUP DESIGN OPTIONS

---



**Carte Blanc®**



**Champagne**



**Tuscany™**



**SoHo®**

# STANDARD HOT CUPS



**SMR-4**  
**4oz HOT CUP**  
**Case/Sleeve Qty:** 1000/50  
**Case Weight:** 9.2 lbs  
**Case Cube:** 1.17  
**Case Dimensions:**  
 12.88x10.38x15.13  
**Ti/Hi:** 12x6  
**Lids:** LHRDS-4



**SMR-6**  
**6oz HOT CUP**  
**Case/Sleeve Qty:** 1000/50  
**Case Weight:** 18.0 lbs  
**Case Cube:** 2.46  
**Case Dimensions:**  
 15.88x12.88x20.75  
**Ti/Hi:** 9x4  
**Lids:** LHRL-6



**SMR-8**  
**8oz HOT CUP**  
**Case/Sleeve Qty:** 1000/50  
**Case Weight:** 20.8 lbs  
**Case Cube:** 2.73  
**Case Dimensions:**  
 16.38x13.38x21.50  
**Ti/Hi:** 9x4  
**Lids:** LHRL-8, LHRDS-8, LHRDSB-8, LHRDP-8, LHRDE-8



**SMR-10**  
**10oz HOT CUP**  
**Case/Sleeve Qty:** 1000/50  
**Case Weight:** 25.3 lbs  
**Case Cube:** 2.92  
**Case Dimensions:**  
 16.88x13.75x21.75  
**Ti/Hi:** 9x4  
**Lids:** LHRL-10, LHRDS-10, LHRDSB-10



**SMM-10**  
**10oz SQUAT HOT CUP**  
**Case/Sleeve Qty:** 1000/50  
**Case Weight:** 25.3 lbs  
**Case Cube:** 3.70  
**Case Dimensions:**  
 18.13x14.63x24.13  
**Ti/Hi:** 6x4  
**Lids:** LHRL-16, LHRDS-16, LHRN-16, LHRDSB-16, LHRLB-16, LHRNB-16, LHRDE-16, LHRDSN-16, LHRDSP-16, LHRDP-16



**SMR-12**  
**12oz HOT CUP**  
**Case/Sleeve Qty:** 1000/50  
**Case Weight:** 27.2 lbs  
**Case Cube:** 3.15  
**Case Dimensions:**  
 18.38x14.88x19.88  
**Ti/Hi:** 6x5  
**Lids:** LHRL-16, LHRDS-16, LHRN-16, LHRDSB-16, LHRLB-16, LHRNB-16, LHRDE-16, LHRDSN-16, LHRDSP-16, LHRDP-16



**SMR-16**  
**16oz HOT CUP**  
**Case/Sleeve Qty:** 1000/50  
**Case Weight:** 34.7 lbs  
**Case Cube:** 3.99  
**Case Dimensions:**  
 18.13x14.63x26.00  
**Ti/Hi:** 6x4  
**Lids:** LHRL-16, LHRDS-16, LHRN-16, LHRDSB-16, LHRLB-16, LHRNB-16, LHRDE-16, LHRDSN-16, LHRDSP-16, LHRDP-16



**SMR-20**  
**20oz HOT CUP**  
**Case/Sleeve Qty:** 800/40  
**Case Weight:** 30.0 lbs  
**Case Cube:** 3.33  
**Case Dimensions:**  
 17.88x14.63x22.00  
**Ti/Hi:** 6x4  
**Lids:** LHRL-16, LHRDS-16, LHRN-16, LHRDSB-16, LHRLB-16, LHRNB-16, LHRDE-16, LHRDSN-16, LHRDSP-16, LHRDP-16



**SMT-24**  
**24oz HOT CUP**  
**Case/Sleeve Qty:** 500/25  
**Case Weight:** 23.0 lbs  
**Case Cube:** 3.00  
**Case Dimensions:**  
 18.00x14.38x20.00  
**Ti/Hi:** 6x5  
**Lids:** LHRL-16, LHRDS-16, LHRN-16, LHRDSB-16, LHRLB-16, LHRNB-16, LHRDE-16, LHRDSN-16, LHRDSP-16, LHRDP-16

\*Contact your Graphic Packaging International Sales Representative for more information.



# HOT CUP LIDS

Graphic Packaging International offers a wide assortment of hot cup lids with a variety of functionalities and unique materials. Our hot cup lids are made from either Polystyrene (PS), Polylactic Acid (PLA) or Polypropylene (PP). This extensive range of lid offerings allows the consumer to have a choice of materials to either comply with local legislative mandates or to simply have more options to pair with their beverage cup program.

## STANDARD HOT CUP LIDS POLYPROPYLENE



**LHRDP-8**  
**DOME SIPPER/WHITE**  
**Case/Sleeve Qty:** 780/65  
**Case Weight:** 6.2 lbs  
**Case Cube:** 1.09  
**Case Dimensions:**  
 10.50x13.90x12.90  
**Ti/Hi:** 10x7  
**Cups:** SMR-8, SMRE-8



**LHRDP-16**  
**DOME SIPPER/WHITE**  
**Case/Sleeve Qty:** 1020/85  
**Case Weight:** 9.4 lbs  
**Case Cube:** 1.77  
**Case Dimensions:**  
 11.63x15.38x17.13  
**Ti/Hi:** 10x6  
**Cups:** SMM-10, SMR-12/16/20,  
 SMT-24, SMME-10, SMRE-12/16/20,  
 SMRP-12/16/20, SWME-10, SWMM-10

## STANDARD HOT CUP LIDS POLYSTYRENE



**LHRDS-4**  
**DOME/WHITE**  
**Case/Sleeve Qty:** 1200/100  
**Case Weight:** 6.0 lbs  
**Case Cube:** 0.91  
**Case Dimensions:**  
 16.50x10.88x8.75  
**Ti/Hi:** 10x12  
**Cups:** SMR-4, SMRE-4



**LHRL-6**  
**LOCK-BACK/WHITE**  
**Case/Sleeve Qty:** 1000/100  
**Case Weight:** 5.5 lbs  
**Case Cube:** 1.25  
**Case Dimensions:**  
 17.38x16.63x7.50  
**Ti/Hi:** 6x12  
**Cups:** SMR-6, SMRE-6



**LHRDS-8**  
**DOME/WHITE**  
**Case/Sleeve Qty:** 1000/100  
**Case Weight:** 7.7 lbs  
**Case Cube:** 1.35  
**Case Dimensions:**  
 18.38x16.88x7.50  
**Ti/Hi:** 6x13  
**Cups:** SMR-8, SMRE-8



**LHRDSB-8**  
**DOME/BLACK**  
**Case/Sleeve Qty:** 1000/100  
**Case Weight:** 7.7 lbs  
**Case Cube:** 1.35  
**Case Dimensions:**  
 18.38x16.88x7.50  
**Ti/Hi:** 6x13  
**Cups:** SMR-8, SMRE-8

# STANDARD HOT CUP LIDS POLYSTYRENE



HOT CUPS



LHRL-8

**LOCK-BACK/WHITE**

**Case/Sleeve Qty:** 1000/100  
**Case Weight:** 5.8 lbs  
**Case Cube:** 1.48  
**Case Dimensions:**  
 18.50x17.50x7.88  
**Ti/Hi:** 6x13  
**Cups:** SMR-8, SMRE-8



LHRDS-10

**DOMES/WHITE**

**Case/Sleeve Qty:** 1200/100  
**Case Weight:** 9.7 lbs  
**Case Cube:** 1.66  
**Case Dimensions:**  
 18.63x14.00x11.00  
**Ti/Hi:** 6x8  
**Cups:** SMR-10, SMRP-10



LHRDSB-10

**DOMES/BLACK**

**Case/Sleeve Qty:** 1200/100  
**Case Weight:** 9.7 lbs  
**Case Cube:** 1.66  
**Case Dimensions:**  
 18.63x14.00x11.00  
**Ti/Hi:** 6x8  
**Cups:** SMR-10, SMRP-10



LHRL-10

**LOCK-BACK/WHITE**

**Case/Sleeve Qty:** 1000/100  
**Case Weight:** 6.1 lbs  
**Case Cube:** 1.48  
**Case Dimensions:**  
 17.75x17.75x8.13  
**Ti/Hi:** 6x12  
**Cups:** SMR-10, SMRP-10



LHRDS-16

**DOMES/WHITE**

**Case/Sleeve Qty:** 1200/100  
**Case Weight:** 11.0 lbs  
**Case Cube:** 1.90  
**Case Dimensions:**  
 18.63x15.00x11.75  
**Ti/Hi:** 6x8  
**Cups:** SMM-10, SMR-12/16/20,  
 SMT-24, SMME-10, SMRE-12/16/20,  
 SMRP-12/16/20, SWME-10, SWMM-10



LHRDSB-16

**DOMES/BLACK**

**Case/Sleeve Qty:** 1200/100  
**Case Weight:** 11.0 lbs  
**Case Cube:** 1.90  
**Case Dimensions:**  
 18.63x15.00x11.75  
**Ti/Hi:** 6x8  
**Cups:** SMM-10, SMR-12/16/20,  
 SMT-24, SMME-10, SMRE-12/16/20,  
 SMRP-12/16/20, SWME-10, SWMM-10



LHRDSP-16

**DOMES/PINK**

**Case/Sleeve Qty:** 1200/100  
**Case Weight:** 11.0 lbs  
**Case Cube:** 1.90  
**Case Dimensions:**  
 18.63x15.00x11.75  
**Ti/Hi:** 6x8  
**Cups:** SMM-10, SMR-12/16/20,  
 SMT-24, SMME-10, SMRE-12/16/20,  
 SMRP-12/16/20, SWME-10, SWMM-10



LHRDSN-16

**DOMES/BROWN**

**Case/Sleeve Qty:** 1200/100  
**Case Weight:** 11.2 lbs  
**Case Cube:** 1.90  
**Case Dimensions:**  
 18.63x15.00x11.75  
**Ti/Hi:** 6x8  
**Cups:** SMM-10, SMR-12/16/20,  
 SMT-24, SMME-10, SMRE-12/16/20,  
 SMRP-12/16/20, SWME-10, SWMM-10



LHRL-16

**LOCK-BACK/WHITE**

**Case/Sleeve Qty:** 1000/100  
**Case Weight:** 7.0 lbs  
**Case Cube:** 1.81  
**Case Dimensions:**  
 18.88x18.63x8.88  
**Ti/Hi:** 6x11  
**Cups:** SMM-10, SMR-12/16/20,  
 SMT-24, SMME-10, SMRE-12/16/20,  
 SMRP-12/16/20, SWME-10, SWMM-10



LHRLB-16

**LOCK-BACK/BLACK**

**Case/Sleeve Qty:** 1000/100  
**Case Weight:** 7.0 lbs  
**Case Cube:** 1.81  
**Case Dimensions:**  
 18.88x18.63x8.88  
**Ti/Hi:** 6x11  
**Cups:** SMM-10, SMR-12/16/20,  
 SMT-24, SMME-10, SMRE-12/16/20,  
 SMRP-12/16/20, SWME-10, SWMM-10



LHRN-16

**LOCK-BACK DOME/WHITE**

**Case/Sleeve Qty:** 1200/100  
**Case Weight:** 11.2 lbs  
**Case Cube:** 1.90  
**Case Dimensions:**  
 18.63x15.00x11.75  
**Ti/Hi:** 6x8  
**Cups:** SMM-10, SMR-12/16/20,  
 SMT-24, SMME-10, SMRE-12/16/20,  
 SMRP-12/16/20, SWME-10, SWMM-10



LHRNB-16

**LOCK-BACK DOME/BLACK**

**Case/Sleeve Qty:** 1200/100  
**Case Weight:** 11.2 lbs  
**Case Cube:** 1.90  
**Case Dimensions:**  
 18.63x15.00x11.75  
**Ti/Hi:** 6x8  
**Cups:** SMM-10, SMR-12/16/20,  
 SMT-24, SMME-10, SMRE-12/16/20,  
 SMRP-12/16/20, SWME-10, SWMM-10

A world of difference.





# INSULATED HOT CUPS

## The Hot Cup with a Cool Feel®

Hold&Go® insulated paper hot cups use ThermaShield™ technology to provide a versatile solution for on-the-go beverages. The combination of high-quality printed graphics and sturdy construction are appealing to customers purchasing premium beverages, while the functionality is ideal for operators looking for more efficient and effective packaging solutions.

The double-wall design creates an excellent insulating performance, eliminating the need for double cupping or a sleeve. Hold&Go not only provides a comfortable feel for consumers, the cup also benefits operators by reducing SKUs and improving beverage service speed.



## INSULATED HOT CUP LIDS POLYSTYRENE



LHDD-8

### DOMES/WHITE

**Case/Sleeve Qty:** 1200/100  
**Case Weight:** 10.5 lbs  
**Case Cube:** 1.80  
**Case Dimensions:**  
 16.00x16.00x12.13  
**Ti/Hi:** 4x13  
**Cups:** SDR-8, SDRR-8



LHDDB-8

### DOMES/BLACK

**Case/Sleeve Qty:** 1200/100  
**Case Weight:** 10.5 lbs  
**Case Cube:** 1.80  
**Case Dimensions:**  
 16.00x16.00x12.13  
**Ti/Hi:** 4x13  
**Cups:** SDR-8, SDRR-8



LHDD-16

### DOMES/WHITE

**Case/Sleeve Qty:** 1200/100  
**Case Weight:** 11.3 lbs  
**Case Cube:** 1.83  
**Case Dimensions:**  
 16.13x16.13x12.13  
**Ti/Hi:** 6x8  
**Cups:** SDR-12/16/20, SDRM-24,  
 SDRR-12/16/20, SDRRM-24



LHDDB-16

### DOMES/BLACK

**Case/Sleeve Qty:** 1200/100  
**Case Weight:** 11.3 lbs  
**Case Cube:** 1.83  
**Case Dimensions:**  
 16.13x16.13x12.13  
**Ti/Hi:** 6x8  
**Cups:** SDR-12/16/20, SDRM-24,  
 SDRR-12/16/20, SDRRM-24



LHDN-16

### LOCK-BACK DOMES/WHITE

**Case/Sleeve Qty:** 1200/100  
**Case Weight:** 13.2 lbs  
**Case Cube:** 1.83  
**Case Dimensions:**  
 16.13x16.13x12.13  
**Ti/Hi:** 6x8  
**Cups:** SDR-12/16/20, SDRM-24,  
 SDRR-12/16/20, SDRRM-24



LHDNB-16

### LOCK-BACK DOMES/BLACK

**Case/Sleeve Qty:** 1200/100  
**Case Weight:** 13.2 lbs  
**Case Cube:** 1.83  
**Case Dimensions:**  
 16.13x16.13x12.13  
**Ti/Hi:** 6x8  
**Cups:** SDR-12/16/20, SDRM-24,  
 SDRR-12/16/20, SDRRM-24





**Carte Blanc®**



**Old World™**



**SDR-8**  
**8oz INSULATED HOT CUP**  
**Case/Sleeve Qty:** 600/30  
**Case Weight:** 21.0 lbs  
**Case Cube:** 2.56  
**Case Dimensions:**  
17.19x13.44x19.13  
**Ti/Hi:** 6x5  
**Lids:** LHDD-8, LHDDB-8



**SDR-12**  
**12oz INSULATED HOT CUP**  
**Case/Sleeve Qty:** 600/30  
**Case Weight:** 27.0 lbs  
**Case Cube:** 3.25  
**Case Dimensions:**  
18.88x15.19x19.56  
**Ti/Hi:** 6x5  
**Lids:** LHDD-16, LHDDB-16, LHDN-16, LHDNB-16



**SDR-16**  
**16oz INSULATED HOT CUP**  
**Case/Sleeve Qty:** 600/30  
**Case Weight:** 34.0 lbs  
**Case Cube:** 4.03  
**Case Dimensions:**  
18.88x15.19x24.31  
**Ti/Hi:** 6x4  
**Lids:** LHDD-16, LHDDB-16, LHDN-16, LHDNB-16



**SDR-20**  
**20oz INSULATED HOT CUP**  
**Case/Sleeve Qty:** 600/30  
**Case Weight:** 35.6 lbs  
**Case Cube:** 4.16  
**Case Dimensions:**  
18.88x15.19x25.06  
**Ti/Hi:** 6x4  
**Lids:** LHDD-16, LHDDB-16, LHDN-16, LHDNB-16



**SDRM-24**  
**24oz INSULATED HOT CUP**  
**Case/Sleeve Qty:** 500/20  
**Case Weight:** 40.6 lbs  
**Case Cube:** 4.69  
**Case Dimensions:**  
18.88x18.88x22.75  
**Ti/Hi:** 4x4  
**Lids:** LHDD-16, LHDDB-16, LHDN-16, LHDNB-16

\*Contact your Graphic Packaging International Sales Representative for more information.



# PCF INSULATED HOT CUPS

The Hot Cup with a Cool Feel®

Hold&Go® insulated paper hot cups are also available with a minimum of 40% post-consumer recycled fiber! Hold&Go® PCF is manufactured with an outer wrap made of 100% recycled material making this the perfect option to help promote your commitment to the environment with your customers while still providing high-quality graphics and sturdy Hold&Go® construction.

Available in Titanium™ or contact your Graphic Packaging International Sales Representative for available custom options.



## PCF INSULATED HOT CUPS



**SDRR-8**  
**8oz PCF INSULATED HOT CUP**

**Case/Sleeve Qty:** 600/30  
**Case Weight:** 22.4 lbs  
**Case Cube:** 2.56  
**Case Dimensions:**  
17.19x13.44x19.13  
**Ti/Hi:** 6x5  
**Lids:** LHDD-8, LHDDB-8



**SDRR-12**  
**12oz PCF INSULATED HOT CUP**

**Case/Sleeve Qty:** 600/30  
**Case Weight:** 28.9 lbs  
**Case Cube:** 3.25  
**Case Dimensions:**  
18.88x15.19x19.56  
**Ti/Hi:** 6x5  
**Lids:** LHDD-16, LHDDB-16, LHDN-16, LHDNB-16



**SDRR-16**  
**16oz PCF INSULATED HOT CUP**

**Case/Sleeve Qty:** 600/30  
**Case Weight:** 36.4 lbs  
**Case Cube:** 4.03  
**Case Dimensions:**  
18.88x15.19x24.31  
**Ti/Hi:** 6x4  
**Lids:** LHDD-16, LHDDB-16, LHDN-16, LHDNB-16



**SDRR-20**  
**20oz PCF INSULATED HOT CUP**

**Case/Sleeve Qty:** 600/30  
**Case Weight:** 38.0 lbs  
**Case Cube:** 4.16  
**Case Dimensions:**  
18.88x15.19x25.06  
**Ti/Hi:** 6x4  
**Lids:** LHDD-16, LHDDB-16, LHDN-16, LHDNB-16



**SDRRM-24**  
**24oz PCF INSULATED HOT CUP**

**Case/Sleeve Qty:** 500/20  
**Case Weight:** 40.6 lbs  
**Case Cube:** 4.69  
**Case Dimensions:**  
18.88x18.88x22.75  
**Ti/Hi:** 4x4  
**Lids:** LHDD-16, LHDDB-16, LHDN-16, LHDNB-16

Please see page 6 for Hold&Go® lid options.



# PCF HOT CUPS

## Post Consumer Recycled Fiber (PCF)

PCF single-use paper hot cups are made with a minimum of 10% post-consumer recycled fiber. This beverage packaging option can promote your commitment to the environment with your customers, while helping you meet the sustainability goals for your business.

Renew World™ stock design or custom printing available.

## 100% PCF HOT CUPS



SMRP-10

### 10oz PCF HOT CUP

**Case/Sleeve Qty:** 1000/50

**Case Weight:** 25.3 lbs

**Case Cube:** 2.92

**Case Dimensions:**

16.88x13.75x21.75

**Ti/Hi:** 9x4

**Lids:** LHRL-10, LHRDS-10, LHRDSB-10



SMRP-12

### 12oz PCF HOT CUP

**Case/Sleeve Qty:** 1000/50

**Case Weight:** 26.8 lbs

**Case Cube:** 3.00

**Case Dimensions:**

17.88x14.50x20.00

**Ti/Hi:** 6x5

**Lids:** LHRL-16, LHRDS-16, LHRN-16, LHRDSB-16, LHRLB-16, LHRNB-16, LHRDE-16, LHRDSN-16, LHRDSP-16, LHRDP-16



SMRP-16

### 16oz PCF HOT CUP

**Case/Sleeve Qty:** 1000/50

**Case Weight:** 34.7 lbs

**Case Cube:** 3.92

**Case Dimensions:**

18.13x14.50x25.75

**Ti/Hi:** 6x4

**Lids:** LHRL-16, LHRDS-16, LHRN-16, LHRDSB-16, LHRLB-16, LHRNB-16, LHRDE-16, LHRDSN-16, LHRDSP-16, LHRDP-16



SMRP-20

### 20oz PCF HOT CUP

**Case/Sleeve Qty:** 800/40

**Case Weight:** 28.7 lbs

**Case Cube:** 3.44

**Case Dimensions:**

18.00x14.50x22.75

**Ti/Hi:** 6x4

**Lids:** LHRL-16, LHRDS-16, LHRN-16, LHRDSB-16, LHRLB-16, LHRNB-16, LHRDE-16, LHRDSN-16, LHRDSP-16, LHRDP-16

Please see page 5 for PCF lid options.



# ecotainer® HOT CUPS

**Making A Difference One Cup At A Time.®**

An environmentally sensitive product line, ecotainer® uses a plant-based, Ingeo® (PLA) coating that is fully compostable in commercial composting facilities. By using compostable hot cups and lids, we are decreasing our dependence on petrochemicals and reducing the amount of waste being sent to landfills.

- ☛ Made with fully renewable materials
- ☛ Meets ASTM standard for compostability
- ☛ Certified by the Biodegradable Products Institute (BPI®)
- ☛ Compostable in most commercial composting facilities\*

\*Please check with your local municipality or go to [www.findacomposter.com](http://www.findacomposter.com).

## ecotainer® HOT CUP LIDS PLA



LHRDE-8

**DOME/NAVAJO WHITE**

**Case/Sleeve Qty:** 1000/100

**Case Weight:** 7.7 lbs

**Case Cube:** 1.14

**Case Dimensions:**

17.75x16.50x6.75

**Ti/Hi:** 6x12

**Cups:** SMR-8, SMRE-8

LHRDE-16

**DOME/NAVAJO WHITE**

**Case/Sleeve Qty:** 1200/100

**Case Weight:** 11.1 lbs

**Case Cube:** 1.90

**Case Dimensions:**

18.63x15.00x11.75

**Ti/Hi:** 6x8

**Cups:** SMM-10, SMR-12/16/20,  
SMT-24, SMME-10, SMRE-12/16/20,  
SMRP-12/16/20, SWME-10, SWMM-10



BPI®

**COMPOSTABLE**  
IN INDUSTRIAL FACILITIES

Check locally, as these do not exist in many communities. **Not suitable for backyard composting.** CERT # 891031

# ecotainer® HOT CUP DESIGN OPTIONS



**ecotainer  
Carte Blanc®**



**ecotainer®**

## ecotainer® HOT CUPS



SMRE-4

**4oz COMPOSTABLE HOT CUP**

**Case/Sleeve Qty:** 1000/50  
**Case Weight:** 9.4 lbs  
**Case Cube:** 1.17  
**Case Dimensions:**  
 12.88x10.38x15.13  
**Ti/Hi:** 12x6  
**Lids:** LHRDS-4



SMRE-8

**8oz COMPOSTABLE HOT CUP**

**Case/Sleeve Qty:** 1000/50  
**Case Weight:** 21.2 lbs  
**Case Cube:** 2.73  
**Case Dimensions:**  
 16.38x13.38x21.5  
**Ti/Hi:** 9x4  
**Lids:** LHRL-8, LHRDS-8, LHRDSB-8,  
 LHRDP-8, LHRDE-8



SMME-10

**10oz COMPOSTABLE HOT CUP**

**Case/Sleeve Qty:** 1000/50  
**Case Weight:** 25.8 lbs  
**Case Cube:** 3.70  
**Case Dimensions:**  
 18.13x14.63x24.13  
**Ti/Hi:** 6x4  
**Lids:** LHRL-16, LHRDS-16, LHRN-16,  
 LHRDSB-16, LHRLB-16, LHRNB-16,  
 LHRDE-16, LHRDSN-16, LHRDSP-16,  
 LHRDP-16



SMRE-12

**12oz COMPOSTABLE HOT CUP**

**Case/Sleeve Qty:** 1000/50  
**Case Weight:** 27.6 lbs  
**Case Cube:** 3.15  
**Case Dimensions:**  
 18.38x14.88x19.88  
**Ti/Hi:** 6x5  
**Lids:** LHRL-16, LHRDS-16, LHRN-16,  
 LHRDSB-16, LHRLB-16, LHRNB-16,  
 LHRDE-16, LHRDSN-16, LHRDSP-16,  
 LHRDP-16



SMRE-16

**16oz COMPOSTABLE HOT CUP**

**Case/Sleeve Qty:** 1000/50  
**Case Weight:** 35.4 lbs  
**Case Cube:** 3.99  
**Case Dimensions:**  
 18.13x14.63x26.00  
**Ti/Hi:** 6x4  
**Lids:** LHRL-16, LHRDS-16, LHRN-16,  
 LHRDSB-16, LHRLB-16, LHRNB-16,  
 LHRDE-16, LHRDSN-16, LHRDSP-16,  
 LHRDP-16



SMRE-20

**20oz COMPOSTABLE HOT CUP**

**Case/Sleeve Qty:** 800/40  
**Case Weight:** 30.6 lbs  
**Case Cube:** 3.43  
**Case Dimensions:**  
 18.25x14.75x22.00  
**Ti/Hi:** 6x4  
**Lids:** LHRL-16, LHRDS-16, LHRN-16,  
 LHRDSB-16, LHRLB-16, LHRNB-16,  
 LHRDE-16, LHRDSN-16, LHRDSP-16,  
 LHRDP-16



# WRAPPED HOT CUPS

The individually wrapped cup is designed to eliminate concerns around cleanliness for in-room beverage service. Consumers can feel confident opening the seal, knowing that they will be the first to use that cup. The 10oz size fits under standard in-room coffee machines and is stackable to save counter space. This product is offered in both standard and ecotainer® designs.

## INDIVIDUALLY WRAPPED HOT CUP DESIGN OPTIONS



**Carte Blanc®**



**ecotainer  
Carte Blanc®**

## INDIVIDUALLY WRAPPED HOT CUPS



SWME-10\*

**10oz WRAPPED HOT CUP**

**Case/Sleeve Qty:** 1000/50

**Case Weight:** 26.3 lbs

**Case Cube:** 4.05

**Case Dimensions:**  
18.25x14.75x26.00

**Ti/Hi:** 6x4

**Lids:** LHRL-16, LHRDS-16, LHRN-16, LHRDSB-16, LHRLB-16, LHRNB-16, LHRDE-16, LHRDSN-16, LHRDSP-16, LHRDP-16



SWMM-10

**10oz WRAPPED HOT CUP**

**Case/Sleeve Qty:** 1000/50

**Case Weight:** 26.3 lbs

**Case Cube:** 4.05

**Case Dimensions:**  
18.25x14.75x26.00

**Ti/Hi:** 6x4

**Lids:** LHRL-16, LHRDS-16, LHRN-16, LHRDSB-16, LHRLB-16, LHRNB-16, LHRDE-16, LHRDSN-16, LHRDSP-16, LHRDP-16

\*Contact your Graphic Packaging International Sales Representative for custom options.



## VENDING HOT CUPS

Our paper vending cups are specially designed for easy and ideal dispensing from hot beverage machines. The poker-style “Wildcard” design is unique in that it has different hands of five cards on the side of the vending cups and a randomly selected sixth card printed on the bottom, adding a little excitement during employee break time.

Note: SMR-10 has been qualified by a leading vending machine manufacturer for use in certain vending machines. Please see page 3 for product details.

## VENDING HOT CUP DESIGN OPTIONS



**Champagne**



**SoHo®**



**Wildcard®**

## VENDING HOT CUPS AND LIDS POLYSTYRENE



SVR-8

### 8oz VENDING HOT CUP

**Case/Sleeve Qty:** 2000/100

**Case Weight:** 30.2 lbs


**Case Cube:** 2.90

**Case Dimensions:**

15.25x12.13x27.13

**Ti/Hi:** 9x3

**Lids:** LHSL-8



SVS-12

### 12oz VENDING HOT CUP

**Case/Sleeve Qty:** 1500/75

**Case Weight:** 31.0 lbs

**Case Cube:** 3.12

**Case Dimensions:**

16.69x13.44x24.00

**Ti/Hi:** 9x4

**Lids:** LHLS-12



LHSL-8

### LOCK-BACK/WHITE

**Case/Sleeve Qty:** 2000/100

**Case Weight:** 8.3 lbs

**Case Cube:** 1.81

**Case Dimensions:**

15.88x12.50x15.75

**Ti/Hi:** 9x5

**Cups:** SVR-8



LHSL-12

### LOCK-BACK/WHITE

**Case/Sleeve Qty:** 1500/100

**Case Weight:** 7.3 lbs

**Case Cube:** 1.70

**Case Dimensions:**

17.38x10.75x15.75

**Ti/Hi:** 12x5

**Cups:** SVS-12

A world of difference.



# CUP BUDDY® SLEEVES

Our Cup Buddy® sleeves provide another layer of insulation for beverages that are just a little too hot to hold.

Kraft sleeves are made with 100% recycled fiber and a minimum of 60% post-consumer recycled fiber. Cup Buddy® kraft sleeves can be recycled and composted in most commercial facilities\*.

\*Please check with your local municipality or go to [www.findacomposter.com](http://www.findacomposter.com).

## CUP BUDDY® SLEEVE DESIGN OPTIONS



**Carte Blanc®**



**SoHo®**



**Kraft**



**ecotainer®**

## CUP BUDDY® SLEEVES



RSK-20

**CUP BUDDY® SLEEVE**

**Case/Sleeve Qty:** 1200/100

**Case Weight:** 29.5 lbs

**Case Cube:** 1.37

**Case Dimensions:**

24.13x10.63x9.25

**Ti/Hi:** 8x5

**Cups:** SMM-10, SMR-12/16/20, SMT-24, SMME-10, SMRE-12/16/20, SMRP-12/16/20, SWME-10, SWMM-10



RSW-20

**CUP BUDDY® SLEEVE**

**Case/Sleeve Qty:** 1200/100

**Case Weight:** 27.8 lbs

**Case Cube:** 1.37

**Case Dimensions:**

24.13x10.63x9.25

**Ti/Hi:** 8x5

**Cups:** SMM-10, SMR-12/16/20, SMT-24, SMME-10, SMRE-12/16/20, SMRP-12/16/20, SWME-10, SWMM-10



RSK2-20

**CUP BUDDY® 2 SLEEVE**

**Case/Sleeve Qty:** 1800/150

**Case Weight:** 25.3 lbs

**Case Cube:** 1.37

**Case Dimensions:**

24.13x10.63x9.25

**Ti/Hi:** 8x5

**Cups:** SMM-10, SMR-12/16/20, SMT-24, SMME-10, SMRE-12/16/20, SMRP-12/16/20, SWME-10, SWMM-10



RSW2-20

**CUP BUDDY® 2 SLEEVE**

**Case/Sleeve Qty:** 1800/150

**Case Weight:** 25.3 lbs

**Case Cube:** 1.37

**Case Dimensions:**

24.13x10.63x9.25

**Ti/Hi:** 8x5

**Cups:** SMM-10, SMR-12/16/20, SMT-24, SMME-10, SMRE-12/16/20, SMRP-12/16/20, SWME-10, SWMM-10





## CUP CARRIERS

Cup Carriers are perfect for easily holding multiple beverages at one time all while continuing to promote your brand. All drink carriers can be custom printed, keeping your brand in the spotlight. The 2-cell and 4-cell carrier options maximize drink stability with built in cut-outs that wrap around the side of the cup to hold it in place. The sturdy construction and top handle make on-the-go drink transportation more manageable for consumers and delivery drivers, especially when compared to the market alternative.

No juggling required. No tipping over in the car. No delivery mess. Just you and your drink, safe and intact.

## CUP CARRIERS



FCW-19102

### 2 CELL CUP CARRIER

**Case/Sleeve Qty:** 250/50

**Case Weight:** 30.6 lbs

**Case Cube:** 2.42

**Case Dimensions:**

27.88x11.13x13.50

**Ti/Hi:** 8x6



FCW-18182

### 4 CELL CUP CARRIER

**Case/Sleeve Qty:** 200

**Case Weight:** 34.8 lbs

**Case Cube:** 2.33

**Case Dimensions:**

18.38x14.88x14.75

**Ti/Hi:** 6x4



# COLD CUPS

Foodservice establishments are always looking for ways to highlight their brand messaging and grab consumers' attention using promotions.

Available in a broad range of cup sizes and lid styles, we have the perfect combination to support your beverage program - from water or soda to smoothies and milkshakes. Ideal for single-use, our paper cold cups are either PE or PLA coated on both the inside and outside, adding strength and functionality to the package.

## STANDARD COLD CUP DESIGN OPTIONS

---



**Champagne**



**Coke**



**Showtime™**

# STANDARD COLD CUPS



**DMR-5**  
**5oz COLD CUP**  
**Case/Sleeve Qty:** 2500/100  
**Case Weight:** 23.5 lbs  
**Case Cube:** 2.37  
**Case Dimensions:**  
 13.31x13.31x23.13  
**Ti/Hi:** 9x4  
**Lids:** No Lid Available



**DMR-7**  
**7oz COLD CUP**  
**Case/Sleeve Qty:** 2500/100  
**Case Weight:** 31.1 lbs  
**Case Cube:** 2.90  
**Case Dimensions:**  
 14.44x14.44x24.06  
**Ti/Hi:** 9x4  
**Lids:** No Lid Available



**DMR-9**  
**9oz COLD CUP**  
**Case/Sleeve Qty:** 2500/100  
**Case Weight:** 34.8 lbs  
**Case Cube:** 3.39  
**Case Dimensions:**  
 15.63x15.63x24.00  
**Ti/Hi:** 9x4  
**Lids:** LCRS-9



**DMM-12**  
**12oz COLD CUP**  
**Case/Sleeve Qty:** 2500/100  
**Case Weight:** 43.9 lbs  
**Case Cube:** 3.79  
**Case Dimensions:**  
 16.38x16.38x24.38  
**Ti/Hi:** 6x4  
**Lids:** LCMS-12



**DMS-12**  
**12oz SQUAT COLD CUP**  
**Case/Sleeve Qty:** 2000/100  
**Case Weight:** 40.05 lbs  
**Case Cube:** 3.89  
**Case Dimensions:**  
 18.13x14.56x25.44  
**Ti/Hi:** 9x4  
**Lids:** LCRS-22, LCRO-22, LCRDO-22, LCRSAL-22, LCRSE-22



**DMR-16**  
**16oz COLD CUP**  
**Case/Sleeve Qty:** 1000/50  
**Case Weight:** 26.4 lbs  
**Case Cube:** 2.72  
**Case Dimensions:**  
 18.00x14.50x18.00  
**Ti/Hi:** 9x5  
**Lids:** LCRS-22, LCRO-22, LCRDO-22, LCRSAL-22, LCRSE-22



**DMR-18**  
**18oz COLD CUP**  
**Case/Sleeve Qty:** 1000/50  
**Case Weight:** 28.4 lbs  
**Case Cube:** 3.32  
**Case Dimensions:**  
 18.13x14.56x21.75  
**Ti/Hi:** 6x4  
**Lids:** LCRS-22, LCRO-22, LCRDO-22, LCRSAL-22, LCRSE-22



**DMT-20**  
**20oz TALL COLD CUP**  
**Case/Sleeve Qty:** 1000/50  
**Case Weight:** 32.5 lbs  
**Case Cube:** 3.84  
**Case Dimensions:**  
 18.13x14.75x24.81  
**Ti/Hi:** 9x4  
**Lids:** LCRS-22, LCRO-22, LCRDO-22, LCRSAL-22, LCRSE-22



**DMR-22**  
**22oz COLD CUP**  
**Case/Sleeve Qty:** 1000/50  
**Case Weight:** 30.5 lbs  
**Case Cube:** 3.77  
**Case Dimensions:**  
 18.00x14.50x24.94  
**Ti/Hi:** 9x4  
**Lids:** LCRS-22, LCRO-22, LCRDO-22, LCRSAL-22, LCRSE-22



**DMT-24**  
**24oz TALL COLD CUP**  
**Case/Sleeve Qty:** 1000/40  
**Case Weight:** 31.2 lbs  
**Case Cube:** 4.92  
**Case Dimensions:**  
 18.63x18.63x24.50  
**Ti/Hi:** 6x4  
**Lids:** LCRS-22, LCRO-22, LCRDO-22, LCRSAL-22, LCRSE-22



**DMR-32**  
**32oz COLD CUP**  
**Case/Sleeve Qty:** 500/25  
**Case Weight:** 27.5 lbs  
**Case Cube:** 3.84  
**Case Dimensions:**  
 21.88x17.13x17.69  
**Ti/Hi:** 6x5  
**Lids:** LCRS-32, LCRO-32, LCRDOL-32, LCRSAL-32, LCRSE-32



**DMT-44**  
**44oz TALL COLD CUP**  
**Case/Sleeve Qty:** 500/25  
**Case Weight:** 33.7 lbs  
**Case Cube:** 5.05  
**Case Dimensions:**  
 23.06x18.56x20.38  
**Ti/Hi:** 6x5  
**Lids:** LCTS-44, LCTSL-44



# COLD CUP LIDS

Graphic Packaging International offers a wide assortment of cold cup lids with a variety of functionalities and unique materials. Flat lids feature x-shaped straw slots that stay closed to reduce splashing and is easily separated when a straw is inserted. These lids also have pushdown buttons, allowing operators to mark the contents of the drink. Clear dome lids allow operators to add toppings above the fill line without crushing the product. The circular opening is wide enough to fit a straw, allowing consumers to enjoy their treat without removing the lid. This extensive range of lid offerings allow the consumer to have a choice of substrates to either comply with local legislative mandates or to simply have more options to pair with their beverage cup program.

## STANDARD COLD CUP LIDS POLYSTYRENE



LCRS-9

**FLAT/TRANSLUCENT**

**Case/Sleeve Qty:** 2500/100  
**Case Weight:** 9.6 lbs  
**Case Cube:** 2.45  
**Case Dimensions:**  
 16.38x16.38x15.75  
**Ti/Hi:** 9x6  
**Cups:** DMR-9



LCMS-12

**FLAT/TRANSLUCENT**

**Case/Sleeve Qty:** 2500/100  
**Case Weight:** 11.3 lbs  
**Case Cube:** 3.63  
**Case Dimensions:**  
 17.38x17.38x20.75  
**Ti/Hi:** 6x5  
**Cups:** DMM-12



LCRS-22

**FLAT/TRANSLUCENT**

**Case/Sleeve Qty:** 1000/100  
**Case Weight:** 7.0 lbs  
**Case Cube:** 1.35  
**Case Dimensions:**  
 18.25x17.75x7.19  
**Ti/Hi:** 6x12  
**Cups:** DMS-12, DMR-16/18/22,  
 DMT-20/24, DMSE-12, DMRE-16/22



LCRS-32

**FLAT/TRANSLUCENT**

**Case/Sleeve Qty:** 1000/100  
**Case Weight:** 8.6 lbs  
**Case Cube:** 2.24  
**Case Dimensions:**  
 21.63x19.56x9.13  
**Ti/Hi:** 4x10  
**Cups:** DMR-30/32, DMRE-32,  
 PTRPC-30/32, PTRPW-32



LCTS-44

**FLAT/TRANSLUCENT**

**Case/Sleeve Qty:** 1000/100  
**Case Weight:** 9.7 lbs  
**Case Cube:** 2.49  
**Case Dimensions:**  
 23.38x18.50x9.94  
**Ti/Hi:** 4x10  
**Cups:** DMR-42, DMT-44, PTRPT-44



LCTSL-44

**FLAT/TRANSLUCENT/LOCK N' GO®**

**Case/Sleeve Qty:** 1500/100  
**Case Weight:** 14.6 lbs  
**Case Cube:** 4.24  
**Case Dimensions:**  
 23.38x14.25x22.00  
**Ti/Hi:** 6x4  
**Cups:** DMR-42, DMT-44, PTRPT-44

# STANDARD COLD CUP LIDS PETE



LCRSAL-22

## FLAT/CLEAR

**Case/Sleeve Qty:** 1000/100  
**Case Weight:** 5.6 lbs  
**Case Cube:** 1.50  
**Case Dimensions:**  
 19.25x8.06x16.75  
**Ti/Hi:** 12x6  
**Cups:** DMS-12, DMR-16/18/22,  
 DMT-20/24, DMSE-12, DMRE-16/22



LCRSAL-32

## FLAT/CLEAR

**Case/Sleeve Qty:** 1000/100  
**Case Weight:** 7.6 lbs  
**Case Cube:** 1.84  
**Case Dimensions:**  
 21.81x9.13x16.00  
**Ti/Hi:** 9x6  
**Cups:** DMR-30/32, DMRE-32,  
 PTRPC-30/32, PTRPW-32



LCRO-22

## LARGE DOME/CLEAR

**Case/Sleeve Qty:** 1000/100  
**Case Weight:** 6.5 lbs  
**Case Cube:** 1.74  
**Case Dimensions:**  
 19.63x18.69x8.19  
**Ti/Hi:** 6x12  
**Cups:** DMS-12, DMR-16/18/22,  
 DMT-20/24, DMSE-12, DMRE-16/22



LCRDO-22

## SMALL DOME/CLEAR

**Case/Sleeve Qty:** 1000/100  
**Case Weight:** 7.5 lbs  
**Case Cube:** 1.74  
**Case Dimensions:**  
 19.63x18.69x8.19  
**Ti/Hi:** 6x12  
**Cups:** DMS-12, DMR-16/18/22,  
 DMT-20/24, DMSE-12, DMRE-16/22



LCRO-32

## LARGE DOME/CLEAR

**Case/Sleeve Qty:** 1000/100  
**Case Weight:** 14.4 lbs  
**Case Cube:** 2.37  
**Case Dimensions:**  
 21.81x20.00x9.38  
**Ti/Hi:** 4x10  
**Cups:** DMR-30/32, DMRE-32,  
 PTRPC-30/32, PTRPW-32



LCRDOL-32

## DOME/CLEAR

**Case/Sleeve Qty:** 500/100  
**Case Weight:** 4.7 lbs  
**Case Cube:** 1.10  
**Case Dimensions:**  
 12.63x9.38x16.00  
**Ti/Hi:** 16x6  
**Cups:** PTRPC-30/32,  
 PTRPW-32

COLD CUPS

A world of difference.



# ecotainer® COLD CUPS

**Making A Difference One Cup At A Time.®**

An environmentally sensitive product line, ecotainer® uses a plant-based, Ingeo® (PLA) coating that is fully compostable in commercial composting facilities. By using compostable cold cups and lids, we are decreasing our dependence on petrochemicals and reducing the amount of waste being sent to landfills.

- ☞ Made with fully renewable materials
- ☞ Meets ASTM standard for compostability
- ☞ Certified by the Biodegradable Products Institute (BPI®)
- ☞ Compostable in most commercial composting facilities\*

\*Please check with your local municipality or go to [www.findacomposter.com](http://www.findacomposter.com).

## ecotainer® COLD CUP DESIGN OPTIONS



**ecotainer®**



**Coke**

## ecotainer® COLD CUPS



**DMSE-12\***  
**12oz COMPOSTABLE COLD CUP**  
**Case/Sleeve Qty:** 1000/50  
**Case Weight:** 21.5 lbs  
**Case Cube:** 2.27  
**Case Dimensions:**  
 18.13x14.56x14.88  
**Ti/Hi:** 6x6  
**Lids:** LCRS-22, LCRO-22, LCRDO-22, LCRSAL-22, LCRSE-22



**DMRE-16**  
**16oz COMPOSTABLE COLD CUP**  
**Case/Sleeve Qty:** 1000/50  
**Case Weight:** 26.9 lbs  
**Case Cube:** 2.76  
**Case Dimensions:**  
 18.13x14.56x18.06  
**Ti/Hi:** 6x6  
**Lids:** LCRS-22, LCRO-22, LCRDO-22, LCRSAL-22, LCRSE-22



**DMRE-22**  
**22oz COMPOSTABLE COLD CUP**  
**Case/Sleeve Qty:** 1000/50  
**Case Weight:** 31.1 lbs  
**Case Cube:** 3.80  
**Case Dimensions:**  
 18.13x14.63x24.75  
**Ti/Hi:** 6x4  
**Lids:** LCRS-22, LCRO-22, LCRDO-22, LCRSAL-22, LCRSE-22



**DMRE-32**  
**32oz COMPOSTABLE COLD CUP**  
**Case/Sleeve Qty:** 500/25  
**Case Weight:** 28.1 lbs  
**Case Cube:** 3.72  
**Case Dimensions:**  
 21.18x17.06x17.81  
**Ti/Hi:** 6x5  
**Lids:** LCRS-32, LCRO-32, LCRDOL-32, LCRSAL-32, LCRSE-32

\*Contact your Graphic Packaging International Sales Representative for available options.



LCRSE-22

**FLAT/CLEAR**

**Case/Sleeve Qty:** 2000/100

**Case Weight:** 12.0 lbs

**Case Cube:** 3.12

**Case Dimensions:**

18.88x15.13x18.88

**Ti/Hi:** 6x5

**Cups:** DMS-12, DMR-16/18/22,  
DMT-20/24, DMSE-12, DMRE-16/22

LCRSE-32

**FLAT/CLEAR**

**Case/Sleeve Qty:** 1000/100

**Case Weight:** 8.6 lbs

**Case Cube:** 2.24

**Case Dimensions:**

21.63x19.56x9.13

**Ti/Hi:** 4x10

**Cups:** DMR-30/32, DMRE-32,  
PTRPC-30/32, PTRPW-32



**COMPOSTABLE**  
IN INDUSTRIAL FACILITIES

Check locally, as these do not exist in many communities. **Not suitable for backyard composting.** CERT # 891031



COLD CUPS

A world of difference.



# PLASTIC CUPS

Clear plastic cups and lids are perfect for featuring all kinds of beverages, from sodas to smoothies, while showcasing your brand. These cups can be custom-printed\*, and two lid styles are available to complement your beverage of choice.

\*Plastic Cups are available in clear plastic via JavaStock.com only; all other product availability must be custom-printed.

## PLASTIC COLD CUPS PETE



PMRK-10  
**10oz CLEAR PLASTIC COLD CUP**  
**Case/Sleeve Qty:** 1000/50  
**Case Weight:** 21.8 lbs  
**Case Cube:** 2.09  
**Case Dimensions:**  
 16.63x13.44x16.13  
**Ti/Hi:** 8x6  
**Lids:** LCRSA-10



PMRK-12  
**12oz CLEAR PLASTIC COLD CUP**  
**Case/Sleeve Qty:** 1000/50  
**Case Weight:** 30.9 lbs  
**Case Cube:** 2.97  
**Case Dimensions:**  
 20.06x16.19x15.81  
**Ti/Hi:** 6x5  
**Lids:** LPRSAL-24, LPRSXL-24,  
 LPRDL-24, LPRDOL-24



PMRK-16  
**16oz CLEAR PLASTIC COLD CUP**  
**Case/Sleeve Qty:** 1000/50  
**Case Weight:** 35.1 lbs  
**Case Cube:** 4.05  
**Case Dimensions:**  
 20.00x16.13x21.69  
**Ti/Hi:** 6x4  
**Lids:** LPRSAL-24, LPRSXL-24,  
 LPRDL-24, LPRDOL-24



PMRK-20  
**20oz CLEAR PLASTIC COLD CUP**  
**Case/Sleeve Qty:** 1000/50  
**Case Weight:** 44.1 lbs  
**Case Cube:** 3.93  
**Case Dimensions:**  
 19.13x15.25x23.25  
**Ti/Hi:** 6x4  
**Lids:** LPRSAL-24, LPRSXL-24,  
 LPRDL-24, LPRDOL-24



PMRK-24  
**24oz CLEAR PLASTIC COLD CUP**  
**Case/Sleeve Qty:** 600/50  
**Case Weight:** 26.8 lbs  
**Case Cube:** 2.62  
**Case Dimensions:**  
 16.13x12.25x22.94  
**Ti/Hi:** 10x4  
**Lids:** LPRSAL-24, LPRSXL-24,  
 LPRDL-24, LPRDOL-24



# PLASTIC COLD CUPS POLYPROPYLENE



PTRPC-30

## 30oz PLASTIC COLD CUP

**Case/Sleeve Qty:** 600/40

**Case Weight:** 29.3 lbs

**Case Cube:** 3.93

**Case Dimensions:**

21.25x13.13x24.38

**Ti/Hi:** 6x4

**Lids:** LCRSAL-32, LCRDOL-32, LCRSSL-32, LCRS-32, LCRO-32, LCRSE-32



PTRPC-32

## 32oz PLASTIC COLD CUP

**Case/Sleeve Qty:** 300/25

**Case Weight:** 15.4 lbs

**Case Cube:** 2.42

**Case Dimensions:**

17.13x13.00x18.75

**Ti/Hi:** 8x5

**Lids:** LCRSAL-32, LCRDOL-32, LCRSSL-32, LCRS-32, LCRO-32, LCRSE-32

# PLASTIC COLD CUP LIDS PETE AND POLYSTYRENE



LCRSA-10

## FLAT/CLEAR

**Case/Sleeve Qty:** 1000/100

**Case Weight:** 4.7 lbs

**Case Cube:** 1.09

**Case Dimensions:**

17.06x7.25x15.25

**Ti/Hi:** 15x6

**Cups:** PMRK-10



LPRSAL-24

## FLAT/CLEAR

**Case/Sleeve Qty:** 1000/100

**Case Weight:** 6.6 lbs

**Case Cube:** 1.74

**Case Dimensions:**

20.94x8.69x16.50

**Ti/Hi:** 9x6

**Cups:** PMRK-12/16/20/24



LPRSXL-24

## FLAT/CLEAR - NO BUTTONS

**Case/Sleeve Qty:** 1000/100

**Case Weight:** 8.6 lbs

**Case Cube:** 1.74

**Case Dimensions:**

20.94x8.69x16.50

**Ti/Hi:** 9x6

**Cups:** PMRK-12/16/20/24



LPRDL-24

## DOME/CLEAR

**Case/Sleeve Qty:** 1000/50

**Case Weight:** 8.8 lbs

**Case Cube:** 2.58

**Case Dimensions:**

20.88x16.75x12.75

**Ti/Hi:** 4x7

**Cups:** PMRK-12/16/20/24



LPRDOL-24

## DOME/CLEAR

**Case/Sleeve Qty:** 1000/100

**Case Weight:** 8.9 lbs

**Case Cube:** 1.78

**Case Dimensions:**

20.88x8.81x16.75

**Ti/Hi:** 8x6

**Cups:** PMRK-12/16/20/24



LCRSAL-32

## FLAT/CLEAR

**Case/Sleeve Qty:** 1000/100

**Case Weight:** 7.6 lbs

**Case Cube:** 1.84

**Case Dimensions:**

21.81x9.13x16.00

**Ti/Hi:** 9x6

**Cups:** DMR-30/32, DMRE-32, PTRPC-30/32, PTRPW-32



LCRDOL-32

## DOME/CLEAR

**Case/Sleeve Qty:** 500/100

**Case Weight:** 4.7 lbs

**Case Cube:** 1.10

**Case Dimensions:**

12.63x9.38x16.00

**Ti/Hi:** 16x6

**Cups:** PTRPC-30/32, PTRPW-32



LCRSSL-32

## FLAT/TRANSLUCENT

**Case/Sleeve Qty:** 600/100

**Case Weight:** 5.5 lbs

**Case Cube:** 1.13

**Case Dimensions:**

13.38x9.13x16.00

**Ti/Hi:** 15x6

**Cups:** PTRPC-30/32, PTRPW-32

A world of difference.

COLD CUPS



# CAR CUPS

Graphic Packaging International features paper and plastic car cups. These car cups featured a tapered bottom to fit easily in a vehicle beverage holder. This allows customers to have ease of accessibility to their drink on short or long car rides.

\*Contact your Graphic Packaging Sales Representative for available options.

## CAR COLD CUPS



DMR-30  
**30oz PAPER CAR COLD CUP**  
**Case/Sleeve Qty:** 750/50  
**Case Weight:** 36.4 lbs  
**Case Cube:** 3.89  
**Case Dimensions:** 21.50x13.50x23.13  
**Ti/Hi:** 6x4  
**Lids:** LCRS-32, LCRO-32, LCRDOL-32, LCRSAL-32, LCRSE-32



DMR-42  
**42oz PAPER CAR COLD CUP**  
**Case/Sleeve Qty:** 600/40  
**Case Weight:** 39.4 lbs  
**Case Cube:** 4.03  
**Case Dimensions:** 23.25x13.94x21.50  
**Ti/Hi:** 6x5  
**Lids:** LCTS-44, LCTSL-44



PTRPW-32  
**32oz CAR COLD CUP**  
**Case/Sleeve Qty:** 300/25  
**Case Weight:** 15.5 lbs  
**Case Cube:** 2.42  
**Case Dimensions:** 17.13x13.00x18.75  
**Ti/Hi:** 8x5  
**Lids:** LCRS-32, LCRO-32, LCRDOL-32, LCRSAL-32, LCRSE-32, LCRSSL-32



PTRPT-44  
**44oz CAR COLD CUP**  
**Case/Sleeve Qty:** 300/30  
**Case Weight:** 20.9 lbs  
**Case Cube:** 2.78  
**Case Dimensions:** 23.31x9.67x21.25  
**Ti/Hi:** 8x4  
**Lids:** LCTS-44, LCTSL-44



## CAR COLD CUP LIDS POLYSTYRENE AND PETE



LCRS-32  
**FLAT/TRANSLUCENT**  
**Case/Sleeve Qty:** 1000/100  
**Case Weight:** 8.6 lbs  
**Case Cube:** 2.24  
**Case Dimensions:** 21.63x19.56x9.13  
**Ti/Hi:** 4x10  
**Cups:** DMR-30/32, DMRE-32, PTRPC-30/32, PTRPW-32



LCTSL-44  
**FLAT/TRANSLUCENT/LOCK N' GO®**  
**Case/Sleeve Qty:** 1500/100  
**Case Weight:** 14.6 lbs  
**Case Cube:** 4.24  
**Case Dimensions:** 23.38x14.25x22.00  
**Ti/Hi:** 6x4  
**Cups:** DMR-42, DMT-44, PTRPT-44



LCRDOL-32  
**DOME/CLEAR**  
**Case/Sleeve Qty:** 500/100  
**Case Weight:** 4.7 lbs  
**Case Cube:** 1.10  
**Case Dimensions:** 12.63x9.38x16.00  
**Ti/Hi:** 16x6  
**Cups:** PTRPC-30/32, PTRPW-32



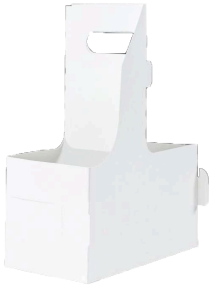


# CUP CARRIERS

Cup Carriers are perfect for easily holding multiple beverages at one time all while continuing to promote your brand. All drink carriers can be custom printed, keeping your brand in the spotlight. The 2-cell and 4-cell carrier options maximize drink stability with built in cut-outs that wrap around the side of the cup to hold it in place. The sturdy construction and top handle make on-the-go drink transportation more manageable for consumers and delivery drivers, especially when compared to the market alternative.

No juggling required. No tipping over in the car. No delivery mess. Just you and your drink, safe and intact.

## CUP CARRIERS



FCW-19102  
**2 CELL CUP CARRIER**  
**Case/Sleeve Qty:** 250/50  
**Case Weight:** 30.6 lbs  
**Case Cube:** 2.42  
**Case Dimensions:**  
 27.88x11.13x13.50  
**Ti/Hi:** 8x6



FCW-18182  
**4 CELL CUP CARRIER**  
**Case/Sleeve Qty:** 200  
**Case Weight:** 34.8 lbs  
**Case Cube:** 2.33  
**Case Dimensions:**  
 18.38x14.88x14.75  
**Ti/Hi:** 6x4



# FOOD PACKAGING

With people constantly on the go these days, many are choosing to eat out or pick up prepared foods. Our containers and lids will keep food covered until your customer reaches their final destination.

Graphic Packaging International has a full line of food containers, buckets and plates to serve many different menu items, from small sides to family style meals. Our containers offer strength and performance while our lids provide an assortment of material and style options to effectively serve customers and help streamline operations.

## STANDARD FOOD CONTAINER DESIGN OPTIONS

---



**Carte Blanc®**



**Champagne**



**SoHo®**

# STANDARD FOOD CONTAINERS



**DFR-3**  
**3oz FOOD CONTAINER**  
**Case/Sleeve Qty:** 1000/50  
**Case Weight:** 11.0 lbs  
**Case Cube:** 2.16  
**Case Dimensions:**  
 15.63x12.88x18.50  
**Ti/Hi:** 9x5  
**Lids:** LFRD-3, LRFRA-3



**DFR-4**  
**4oz FOOD CONTAINER**  
**Case/Sleeve Qty:** 1000/50  
**Case Weight:** 16.3 lbs  
**Case Cube:** 3.10  
**Case Dimensions:**  
 18.13x14.50x20.38  
**Ti/Hi:** 9x5  
**Lids:** LFRFHM-4, LRFRA-4



**DFR-5**  
**5oz FOOD CONTAINER**  
**Case/Sleeve Qty:** 1000/50  
**Case Weight:** 12.7 lbs  
**Case Cube:** 1.91  
**Case Dimensions:**  
 17.88x14.63x12.63  
**Ti/Hi:** 6x8  
**Lids:** LFRD-5, LRFRA-5



**DFR-6**  
**6oz FOOD CONTAINER**  
**Case/Sleeve Qty:** 1000/50  
**Case Weight:** 18.5 lbs  
**Case Cube:** 3.97  
**Case Dimensions:**  
 19.56x15.75x22.25  
**Ti/Hi:** 6x4  
**Lids:** LFRD-10, LFTFH-16, LFTFF-16, LFTFHB-16, LFTFA-16, LFTFHP-16, LFTFHE-16, LFTDHP-16



**DFR-8**  
**8oz FOOD CONTAINER**  
**Case/Sleeve Qty:** 1000/50  
**Case Weight:** 18.7 lbs  
**Case Cube:** 2.85  
**Case Dimensions:**  
 19.63x15.81x15.88  
**Ti/Hi:** 6x6  
**Lids:** LFRD-10, LFTFH-16, LFTFF-16, LFTFHB-16, LFTFA-16, LFTFHP-16, LFTFHE-16, LFTDHP-16



**DFR-10**  
**10oz FOOD CONTAINER**  
**Case/Sleeve Qty:** 1000/50  
**Case Weight:** 24.2 lbs  
**Case Cube:** 3.47  
**Case Dimensions:**  
 19.56x15.75x19.44  
**Ti/Hi:** 6x5  
**Lids:** LFRD-10, LFTFH-16, LFTFF-16, LFTFHB-16, LFTFA-16, LFTFHP-16, LFTFHE-16, LFTDHP-16



**DFR-12**  
**12oz FOOD CONTAINER**  
**Case/Sleeve Qty:** 1000/50  
**Case Weight:** 28.8 lbs  
**Case Cube:** 3.70  
**Case Dimensions:**  
 21.88x17.63x16.56  
**Ti/Hi:** 6x6  
**Lids:** LFRD-12, LFRFH-12, LFRFF-12, LFRFHB-12, LFRFHP-12, LFRFHE-12



**DFT-16**  
**16oz TALL FOOD CONTAINER**  
**Case/Sleeve Qty:** 500/25  
**Case Weight:** 17.3 lbs  
**Case Cube:** 2.57  
**Case Dimensions:**  
 19.50x15.69x14.50  
**Ti/Hi:** 6x7  
**Lids:** LFRD-10, LFTFH-16, LFTFF-16, LFTFHB-16, LFTFA-16, LFTFHP-16, LFTFHE-16, LFTDHP-16



**DFS-16**  
**16oz SQUAT FOOD CONTAINER**  
**Case/Sleeve Qty:** 500/25  
**Case Weight:** 19.2 lbs  
**Case Cube:** 3.32  
**Case Dimensions:**  
 23.06x18.63x13.36  
**Ti/Hi:** 6x7  
**Lids:** LFRD-32, LFRFH-32, LFRFF-32, LFRFHB-32, LRFRA-32, LFRFHP-32, LFRFHE-32



**DFR-24**  
**24oz FOOD CONTAINER**  
**Case/Sleeve Qty:** 500/25  
**Case Weight:** 23.5 lbs  
**Case Cube:** 4.33  
**Case Dimensions:**  
 23.19x18.63x17.31  
**Ti/Hi:** 6x6  
**Lids:** LFRD-32, LFRFH-32, LFRFF-32, LFRFHB-32, LRFRA-32, LFRFHP-32, LFRFHE-32



**DFR-32**  
**32oz FOOD CONTAINER**  
**Case/Sleeve Qty:** 500/25  
**Case Weight:** 26.4 lbs  
**Case Cube:** 4.01  
**Case Dimensions:**  
 23.06x18.63x16.13  
**Ti/Hi:** 6x6  
**Lids:** LFRD-32, LFRFH-32, LFRFF-32, LFRFHB-32, LRFRA-32, LFRFHP-32, LFRFHE-32

\*Contact your Graphic Packaging International Sales Representative for more information.



# FOOD CONTAINER LIDS

Graphic Packaging International offers a wide range of lids to accommodate food packaging for many different menu items, from small sides to family style meals. We have high-quality food container lid options for hot food items. We also offer food container lids for cold food items such as ice cream. The secure paper and plastic food container lids allow consumers to carry out meals with ease, while minimizing spills in the car. We offer flat, stackable lids for hot and cold food items in a variety of colors and materials. For taller foods, our clear dome lids protect items above the practical fill line such as ice cream or chicken.

## STANDARD FOOD CONTAINER LIDS POLYSTYRENE



**LFRFHM-4**  
**HOT/FLAT/WHITE**  
**Case/Sleeve Qty:** 2000/100  
**Case Weight:** 12.0 lbs  
**Case Cube:** 2.93  
**Case Dimensions:**  
 18.88x15.13x17.75  
**Ti/Hi:** 9x5  
**Cups:** DFR-4



**LFRFH-12**  
**HOT/FLAT/WHITE**  
**Case/Sleeve Qty:** 1000/50  
**Case Weight:** 13.8 lbs  
**Case Cube:** 2.56  
**Case Dimensions:**  
 22.88x18.38x10.50  
**Ti/Hi:** 6x9  
**Cups:** DFR-12, DFRE-12



**LFRFHB-12**  
**HOT/FLAT/BLACK**  
**Case/Sleeve Qty:** 1000/50  
**Case Weight:** 13.8 lbs  
**Case Cube:** 2.56  
**Case Dimensions:**  
 22.88x18.38x10.50  
**Ti/Hi:** 6x9  
**Cups:** DFR-12, DFRE-12



**LFTFH-16**  
**HOT/FLAT/WHITE**  
**Case/Sleeve Qty:** 1000/50  
**Case Weight:** 14.7 lbs  
**Case Cube:** 2.03  
**Case Dimensions:**  
 20.00x20.00x8.75  
**Ti/Hi:** 11x4  
**Cups:** DFR-6/8/10, DFT-16, DFRE-8



**LFTFHB-16**  
**HOT/FLAT/BLACK**  
**Case/Sleeve Qty:** 1000/50  
**Case Weight:** 14.7 lbs  
**Case Cube:** 2.03  
**Case Dimensions:**  
 20.00x20.00x8.75  
**Ti/Hi:** 11x4  
**Cups:** DFR-6/8/10, DFT-16, DFRE-8



**LFRFH-32**  
**HOT/FLAT/WHITE**  
**Case/Sleeve Qty:** 500/50  
**Case Weight:** 7.6 lbs  
**Case Cube:** 1.46  
**Case Dimensions:**  
 24.38x10.00x10.38  
**Ti/Hi:** 8x9  
**Cups:** DFS-16, DFR-24/32, DFSE-16, DFRE-32



**LFRFHB-32**  
**HOT/FLAT/BLACK**  
**Case/Sleeve Qty:** 500/50  
**Case Weight:** 7.6 lbs  
**Case Cube:** 1.46  
**Case Dimensions:**  
 24.38x10.00x10.38  
**Ti/Hi:** 8x9  
**Cups:** DFS-16, DFR-24/32, DFSE-16, DFRE-32

# STANDARD FOOD CONTAINER LIDS PETE



LFRD-3

**COLD/DOME/CLEAR**

**Case/Sleeve Qty:** 1000/100

**Case Weight:** 8.0 lbs

**Case Cube:** 1.15

**Case Dimensions:**

17.38x16.38x7.00

**Ti/Hi:** 6x12

**Cups:** DFR-3



LFRFA-3

**COLD/FLAT/CLEAR**

**Case/Sleeve Qty:** 1000/50

**Case Weight:** 5.8 lbs

**Case Cube:** 1.38

**Case Dimensions:**

16.63x7.20x19.86

**Ti/Hi:** 17x5

**Cups:** DFR-3



LFRFA-4

**COLD/FLAT/CLEAR**

**Case/Sleeve Qty:** 1000/100

**Case Weight:** 7.0 lbs

**Case Cube:** 1.63

**Case Dimensions:**

18.75x15.00x10.00

**Ti/Hi:** 10x6

**Cups:** DFR-4



LFRD-5

**COLD/DOME/CLEAR**

**Case/Sleeve Qty:** 1000/100

**Case Weight:** 10.0 lbs

**Case Cube:** 1.53

**Case Dimensions:**

18.75x17.13x8.25

**Ti/Hi:** 6x10

**Cups:** DFR-5



LFRFA-5

**COLD/FLAT/CLEAR**

**Case/Sleeve Qty:** 1000/100

**Case Weight:** 5.2 lbs

**Case Cube:** 1.56

**Case Dimensions:**

19.00x7.75x18.25

**Ti/Hi:** 12x6

**Cups:** DFR-5



LFRD-10

**COLD/DOME/CLEAR**

**Case/Sleeve Qty:** 1000/100

**Case Weight:** 14.0 lbs

**Case Cube:** 2.08

**Case Dimensions:**

20.38x19.88x8.88

**Ti/Hi:** 4x11

**Cups:** DFR-6/8/10, DFT-16, DFRE-8



LFRD-12

**COLD/DOME/CLEAR**

**Case/Sleeve Qty:** 1000/100

**Case Weight:** 13.0 lbs

**Case Cube:** 2.60

**Case Dimensions:**

22.88x19.38x10.13

**Ti/Hi:** 4x10

**Cups:** DFR-12, DFRE-12



LFTFA-16

**COLD/FLAT/CLEAR**

**Case/Sleeve Qty:** 500/25

**Case Weight:** 6.1 lbs

**Case Cube:** 1.20

**Case Dimensions:**

21.88x9.00x10.50

**Ti/Hi:** 8x8

**Cups:** DFR-6/8/10, DFT-16, DFRE-8



LFRD-32

**COLD/DOME/CLEAR**

**Case/Sleeve Qty:** 1000/100

**Case Weight:** 11.4 lbs

**Case Cube:** 2.76

**Case Dimensions:**

24.13x10.00x19.75

**Ti/Hi:** 8x5

**Cups:** DFS-16, DFR-24/32, DFSE-16, DFRE-32



LFRFA-32

**COLD/FLAT/CLEAR**

**Case/Sleeve Qty:** 500/50

**Case Weight:** 8.0 lbs

**Case Cube:** 1.52

**Case Dimensions:**

24.13x9.88x11.00

**Ti/Hi:** 4x8

**Cups:** DFS-16, DFR-24/32, DFSE-16, DFRE-32

# STANDARD FOOD CONTAINER LIDS POLYPROPYLENE



LFRFHP-12

**HOT/FLAT/CLEAR**

**Case/Sleeve Qty:** 1000/50

**Case Weight:** 13.0 lbs

**Case Cube:** 3.23

**Case Dimensions:**

22.80x18.38x13.30

**Ti/Hi:** 4x8

**Cups:** DFR-12, DFRE-12, DFRCP-12



LFTFHP-16

**HOT/FLAT/CLEAR**

**Case/Sleeve Qty:** 1000/50

**Case Weight:** 10.5 lbs

**Case Cube:** 1.94

**Case Dimensions:**

20.00x16.00x10.50

**Ti/Hi:** 6x9

**Cups:** DFR-6/8/10, DFT-16, DFRE-8, DFRCP-8, DFTCP-16



LFTDHP-16

**HOT/COLD/DOME/CLEAR**

**Case/Sleeve Qty:** 1000/50

**Case Weight:** 10.0 lbs

**Case Cube:** 2.08

**Case Dimensions:**

20.38x16.38x10.75

**Ti/Hi:** 6x7

**Cups:** DFR-6/8/10, DFT-16, DFRE-8



LFRFHP-32

**HOT/FLAT/CLEAR**

**Case/Sleeve Qty:** 1000/50

**Case Weight:** 14.0 lbs

**Case Cube:** 3.59

**Case Dimensions:**

24.10x19.38x13.30

**Ti/Hi:** 4x8

**Cups:** DFS-16, DFR-24/32, DFSE-16, DFRE-32, DFSCP-16, DFRCP-32

# STANDARD FOOD CONTAINER PAPER LIDS



LFRFF-12\*

**HOT/FLAT/PAPER**

**Case/Sleeve Qty:** 500/25

**Case Weight:** 8.0 lbs

**Case Cube:** 4.06

**Case Dimensions:**

20.38x18.38x18.75

**Ti/Hi:** 4x4

**Cups:** DFR-12, DFRE-12



LFTFF-16

**HOT/FLAT/PAPER**

**Case/Sleeve Qty:** 500/25

**Case Weight:** 8.0 lbs

**Case Cube:** 3.26

**Case Dimensions:**

18.38x16.38x18.75

**Ti/Hi:** 6x5

**Cups:** DFR-6/8/10, DFT-16, DFRE-8



LFRFF-32\*

**HOT/FLAT/PAPER**

**Case/Sleeve Qty:** 500/25

**Case Weight:** 8.5 lbs

**Case Cube:** 4.42

**Case Dimensions:**

22.38x20.38x16.75

**Ti/Hi:** 4x4

**Cups:** DFS-16, DFR-24/32, DFSE-16, DFRE-32

\*Contact your Graphic Packaging International Sales Representative for available options.



# COMBO PACKS FOOD CONTAINERS AND LIDS

Combo packs come with food containers and lids - all in the same box. This product is ideal for operators with minimal space in their back-of-house storage. All packs come with a set of 250 containers and 250 lids.



DFRCP-8  
**8oz FOOD CONTAINER AND LID**  
**Case/Sleeve Qty:** 250/50  
**Case Weight:** 7.8 lbs  
**Case Cube:** 1.40  
**Case Dimensions:**  
12.38x12.38x15.75  
**Ti/Hi:** 9x5  
**Lids:** LFTFHP-16



DFRCP-12  
**12oz FOOD CONTAINER AND LID**  
**Case/Sleeve Qty:** 250/50  
**Case Weight:** 11.0 lbs  
**Case Cube:** 1.85  
**Case Dimensions:**  
13.88x13.88x16.56  
**Ti/Hi:** 9x5  
**Lids:** LFRFHP-12



DFTCP-16  
**16oz FOOD CONTAINER AND LID**  
**Case/Sleeve Qty:** 250/25  
**Case Weight:** 11.4 lbs  
**Case Cube:** 2.12  
**Case Dimensions:**  
15.88x15.88x14.50  
**Ti/Hi:** 9x5  
**Lids:** LFTFHP-16



DFSCP-16  
**16oz FOOD CONTAINER AND LID**  
**Case/Sleeve Qty:** 250/50  
**Case Weight:** 14.2 lbs  
**Case Cube:** 3.32  
**Case Dimensions:**  
24.13x10.00x23.75  
**Ti/Hi:** 8x3  
**Lids:** LFRFHP-32



DFRCP-32  
**32oz FOOD CONTAINER AND LID**  
**Case/Sleeve Qty:** 250/25  
**Case Weight:** 16.3 lbs  
**Case Cube:** 3.15  
**Case Dimensions:**  
23.63x14.38x16.00  
**Ti/Hi:** 6x5  
**Lids:** LFRFHP-32





# ecotainer® FOOD CONTAINERS

**Making A Difference One Cup At A Time.®**

An environmentally sensitive product line, ecotainer® uses a plant-based, Ingeo® (PLA) coating that is fully compostable in commercial composting facilities. By using compostable food containers and lids, we are decreasing our dependence on petrochemicals and reducing the amount of waste being sent to landfills.

- ☛ Made with fully renewable materials
- ☛ Meets ASTM standard for compostability
- ☛ Certified by the Biodegradable Products Institute (BPI®)
- ☛ Compostable in most commercial composting facilities\*

\*Please check with your local municipality or go to [www.findacomposter.com](http://www.findacomposter.com).

## ecotainer® FOOD CONTAINERS



**DFRE-8**  
**8oz COMPOSTABLE FOOD CONT.**  
**Case/Sleeve Qty:** 1000/50  
**Case Weight:** 21.5 lbs  
**Case Cube:** 2.85  
**Case Dimensions:**  
 19.63x15.81x15.88  
**Ti/Hi:** 6x6  
**Lids:** LFRD-10, LFTFH-16, LFTFF-16, LFTFHB-16, LFTFA-16, LFTFHP-16, LFTFHE-16, LFTDHP-16



**DFRE-12**  
**12oz COMPOSTABLE FOOD CONT.**  
**Case/Sleeve Qty:** 1000/50  
**Case Weight:** 30.0 lbs  
**Case Cube:** 3.70  
**Case Dimensions:**  
 21.88x17.63x16.56  
**Ti/Hi:** 6x6  
**Lids:** LFRD-12, LFRFH-12, LFRFF-12, LFRFHB-12, LFRFHP-12, LFRFHE-12



**DFSE-16**  
**16oz COMPOSTABLE FOOD CONT.**  
**Case/Sleeve Qty:** 500/25  
**Case Weight:** 19.6 lbs  
**Case Cube:** 3.36  
**Case Dimensions:**  
 23.19x18.63x13.44  
**Ti/Hi:** 6x7  
**Lids:** LFRD-32, LFRFH-32, LFRFF-32, LFRFHB-32, LFRFA-32, LFRFHP-32, LFRFHE-32



**DFRE-32**  
**32oz COMPOSTABLE FOOD CONT.**  
**Case/Sleeve Qty:** 500/25  
**Case Weight:** 26.4 lbs  
**Case Cube:** 4.03  
**Case Dimensions:**  
 23.19x18.63x16.13  
**Ti/Hi:** 6x6  
**Lids:** LFRD-32, LFRFH-32, LFRFF-32, LFRFHB-32, LFRFA-32, LFRFHP-32, LFRFHE-32

## ecotainer® FOOD CONTAINER LIDS PLA



**LFRFHE-12**  
**HOT/FLAT/NAVAJO WHITE**  
**Case/Sleeve Qty:** 1000/50  
**Case Weight:** 13.8 lbs  
**Case Cube:** 2.56  
**Case Dimensions:**  
 22.88x18.38x10.50  
**Ti/Hi:** 6x9  
**Cups:** DFR-12, DFRE-12



**LFTFHE-16**  
**HOT/FLAT/NAVAJO WHITE**  
**Case/Sleeve Qty:** 1000/50  
**Case Weight:** 14.7 lbs  
**Case Cube:** 2.03  
**Case Dimensions:**  
 20.00x20.00x8.75  
**Ti/Hi:** 11x4  
**Cups:** DFR-6/8/10, DFT-16, DFRE-8



**LFRFHE-32**  
**HOT/FLAT/NAVAJO WHITE**  
**Case/Sleeve Qty:** 500/50  
**Case Weight:** 7.6 lbs  
**Case Cube:** 1.46  
**Case Dimensions:**  
 24.38x10.00x10.38  
**Ti/Hi:** 10x9  
**Cups:** DFS-16, DFR-24/32, DFSE-16, DFRE-32



**COMPOSTABLE**  
 IN INDUSTRIAL FACILITIES  
 Check locally, as these do not exist in many communities. **Not suitable for backyard composting.**  
 BPI® CERT # 891031



# SNACK CONTAINERS

Snack containers come in small and medium sizes to fit snack foods and shareable side items. These strong food containers are ideal for holding foods with high oil content such as French fries and onion rings. Snack containers can be used with either hot or cold food items. The small size is perfect for snacks and appetizers on-the-go, while the medium size is ideal for family size portions. They are available in both stock and custom prints.

## SNACK CONTAINERS



DMR-14\*  
**12oz SNACK CONTAINER**  
**Case/Sleeve Qty:** 1000/50  
**Case Weight:** 22.0 lbs  
**Case Cube:** 2.25  
**Case Dimensions:**  
 18.13x15.31x14.00  
**Ti/Hi:** 6x7  
**Lids:** LCMOP-22

SFR-32  
**32oz SNACK CONTAINER**  
**Case/Sleeve Qty:** 500/25  
**Case Weight:** 21.0 lbs  
**Case Cube:** 4.01  
**Case Dimensions:**  
 23.06x18.63x16.13  
**Ti/Hi:** 4x6  
**Lids:** No Lid Available

\*Contact your Graphic Packaging International Sales Representative for available options.

## SNACK CONTAINER LID POLYPROPYLENE



LCMOP-22  
**DOME/CLEAR WITH HINGE**  
**Case/Sleeve Qty:** 1000/50  
**Case Weight:** 10.0 lbs  
**Case Cube:** 1.74  
**Case Dimensions:**  
 18.50x10.50x15.50  
**Ti/Hi:** 10x6  
**Cups:** DMR-14



# FOOD BUCKETS

Whether you are serving a family meal or just offering side options, our food buckets are made with strength and sturdiness in mind. With an excellent printing surface for consumer identification and enhanced merchandising, our food buckets are the perfect fit for your take-out programs.

## FOOD BUCKET DESIGN OPTIONS



**Carte Blanc®**



**Champagne**

## FOOD BUCKETS



**DFA-16**  
**16oz FOOD BUCKET**  
**Case/Sleeve Qty:** 450/50  
**Case Weight:** 13.5 lbs  
**Case Cube:** 2.42  
**Case Dimensions:**  
 16.50x16.50x15.38  
**Ti/Hi:** 6x6  
**Lids:** LFMDP-16



**DFS-25**  
**25oz FOOD BUCKET**  
**Case/Sleeve Qty:** 450/50  
**Case Weight:** 16.4 lbs  
**Case Cube:** 2.72  
**Case Dimensions:**  
 17.13x17.13x16.00  
**Ti/Hi:** 6x6  
**Lids:** LFMDP-25, LFRFHP-25



**DFS-54**  
**54oz FOOD BUCKET**  
**Case/Sleeve Qty:** 450/75  
**Case Weight:** 30.2 lbs  
**Case Cube:** 5.10  
**Case Dimensions:**  
 23.13x15.38x24.75  
**Ti/Hi:** 6x4  
**Lids:** LFMDP-85, LFRHM-85



**DFM-85**  
**85oz FOOD BUCKET**  
**Case Qty:** 200  
**Case Weight:** 20.3 lbs  
**Case Cube:** 2.70  
**Case Dimensions:**  
 15.13x15.13x20.38  
**Ti/Hi:** 9x5  
**Lids:** LFMDP-85, LFRHM-85

# FOOD BUCKETS



DMM-130  
**130oz FOOD BUCKET**

**Case Qty:** 200  
**Case Weight:** 29.8 lbs  
**Case Cube:** 5.07  
**Case Dimensions:**  
17.81x17.81x27.63  
**Ti/Hi:** 6x3  
**Lids:** LFRHM-130



DFM-170  
**170oz FOOD BUCKET**

**Case Qty:** 100  
**Case Weight:** 21.5 lbs  
**Case Cube:** 4.69  
**Case Dimensions:**  
20.31x20.31x19.63  
**Ti/Hi:** 6x4  
**Lids:** LFRHM-170

## FOOD BUCKET LIDS PAPER



LFRHM-85  
**FLAT/WHITE**  
**Case/Sleeve Qty:** 200/20  
**Case Weight:** 8.4 lbs  
**Case Cube:** 0.31  
**Case Dimensions:**  
7.50x7.50x9.63  
**Ti/Hi:** 5x5  
**Cups:** DFS-54, DFM-85



LFRHM-130  
**FLAT/WHITE**  
**Case/Sleeve Qty:** 200/25  
**Case Weight:** 11.9 lbs  
**Case Cube:** 0.50  
**Case Dimensions:**  
8.88x8.88x11.00  
**Ti/Hi:** 5x5  
**Cups:** DMM-130



LFRHM-170  
**FLAT/WHITE**  
**Case/Sleeve Qty:** 200/25  
**Case Weight:** 13.4 lbs  
**Case Cube:** 0.50  
**Case Dimensions:**  
8.88x8.88x10.88  
**Ti/Hi:** 5x5  
**Cups:** DFM-170

## FOOD BUCKET LIDS POLYPROPYLENE



LFMDP-16  
**DOME/CLEAR**  
**Case/Sleeve Qty:** 450/50  
**Case Weight:** 10.0 lbs  
**Case Cube:** 2.23  
**Case Dimensions:**  
16.75x16.75x13.75  
**Ti/Hi:** 6x7  
**Cups:** DFA-16



LFMDP-25  
**DOME/CLEAR**  
**Case/Sleeve Qty:** 450/50  
**Case Weight:** 13.3 lbs  
**Case Cube:** 3.26  
**Case Dimensions:**  
18.75x18.75x16.00  
**Ti/Hi:** 4x6  
**Cups:** DFS-25



LFRFHP-25\*  
**FLAT/CLEAR**  
**Case/Sleeve Qty:** 450/50  
**Case Weight:** 13.3 lbs  
**Case Cube:** 3.26  
**Case Dimensions:**  
18.75x18.75x16.00  
**Ti/Hi:** 4x6  
**Cups:** DFS-25



LFMDP-85  
**DOME/CLEAR**  
**Case/Sleeve Qty:** 450/75  
**Case Weight:** 19.0 lbs  
**Case Cube:** 5.18  
**Case Dimensions:**  
23.56x16.00x23.75  
**Ti/Hi:** 5x4  
**Cups:** DFS-54, DFM-85

\*Contact your Graphic Packaging International Sales Representative for available options.

# SCOOP CUPS

Scoop cups are a versatile, innovative way to package a variety of food items, from a side of veggies to an order of chicken tenders. This practical package solution has a front cut-out for high food visibility and a tall back to help stand the product upright.

The scoop cup is made with a closed bottom allowing oil, salt and small pieces of food to remain in the carton rather than falling through an opening at the base of the package. The best part? Its circular, flat bottom allows it to fit in a standard car cup holder for on-the-go consumption. Scoop cups are available in stock and custom prints.



## SCOOP CUP DESIGN OPTIONS



**Carte Blanc®**



**Newspaper®**

\*Contact your Graphic Packaging International Sales Representative for available options.

## SCOOP CUPS



DFMS-11  
**4oz SCOOP CUP†**  
**Case/Sleeve Qty:** 1000/50  
**Case Weight:** 15.5 lbs  
**Case Cube:** 2.62  
**Case Dimensions:**  
 16.44x13.25x20.75  
**Ti/Hi:** 9x4



DFMS-14  
**6oz SCOOP CUP†**  
**Case/Sleeve Qty:** 1000/50  
**Case Weight:** 19.0 lbs  
**Case Cube:** 2.98  
**Case Dimensions:**  
 17.19x13.88x21.63  
**Ti/Hi:** 9x4

\*Contact your Graphic Packaging International Sales Representative for available options.

†Ounce sizes are approximate dry weight measurements.



# PLATES

Our plates are designed with strong rims and high-quality paperboard, making it effortless for customers to handle a full plate of food. Our plates are made with renewable resources and can be composted.\*

\*Please check with your local municipality or go to [www.findacomposter.com](http://www.findacomposter.com).

## PLATE DESIGN OPTIONS



**Carte Blanc®**



**Champagne**

\*Our plates are deemed compatible with commercial composting systems, based on independent assessments.

## PLATES

FOOD PACKAGING



**PML-7\***  
**7in MEDIUM WEIGHT PLATE**  
**Case/Sleeve Qty:** 1000/125  
**Case Weight:** 14.5 lbs  
**Case Cube:** 0.89  
**Case Dimensions:**  
 15.00x7.63x13.50  
**Ti/Hi:** 10x4



**PML-9\***  
**9in MEDIUM WEIGHT PLATE**  
**Case/Sleeve Qty:** 1000/125  
**Case Weight:** 31.5 lbs  
**Case Cube:** 1.83  
**Case Dimensions:**  
 18.75x9.63x17.50  
**Ti/Hi:** 10x3



**PHL-6**  
**6in HEAVY WEIGHT PLATE**  
**Case/Sleeve Qty:** 1000/125  
**Case Weight:** 14.3 lbs  
**Case Cube:** 0.83  
**Case Dimensions:**  
 12.88x6.63x16.88  
**Ti/Hi:** 21x3



**PHL-9**  
**9in HEAVY WEIGHT PLATE**  
**Case/Sleeve Qty:** 500/125  
**Case Weight:** 23.4 lbs  
**Case Cube:** 1.34  
**Case Dimensions:**  
 18.75x9.50x13.00  
**Ti/Hi:** 10x5

\*Contact your Graphic Packaging International Sales Representative for available options.

# POPCORN PACKAGING

Popcorn is one of the most popular food items at concession stands in theaters, sports arenas and local events. Our popcorn buckets have a smooth, clay coated surface for printing impactful graphics for the venue. It's easy for employees to grab, fill and serve so movie watchers can get back in their seat to enjoy the show. We have a variety of sizes that will fit all concession needs.



## POPCORN BUCKET DESIGN OPTIONS



**Popcorn™**



**Showtime™**


## POPCORN BUCKETS



**DMT-24**  
**24oz POPCORN BUCKET**  
**Case/Sleeve Qty:** 1000/40  
**Case Weight:** 31.2 lbs  
**Case Cube:** 4.92  
**Case Dimensions:**  
 18.63x18.63x24.50  
**Ti/Hi:** 6x4



**SFR-32**  
**32oz POPCORN BUCKET**  
**Case/Sleeve Qty:** 500/25  
**Case Weight:** 21.0 lbs  
**Case Cube:** 4.01  
**Case Dimensions:**  
 23.06x18.63x16.13  
**Ti/Hi:** 4x6




**SFT-44**  
**44oz POPCORN BUCKET**  
**Case/Sleeve Qty:** 600/25  
**Case Weight:** 36.3 lbs  
**Case Cube:** 6.03  
**Case Dimensions:**  
 27.56x18.56x20.38  
**Ti/Hi:** 4x5



**SFR-85**  
**85oz POPCORN BUCKET**  
**Case Qty:** 300  
**Case Weight:** 21.7 lbs  
**Case Cube:** 3.93  
**Case Dimensions:**  
 22.63x15.38x19.50  
**Ti/Hi:** 6x5



# POPCORN BUCKETS



SFR-130

## 130oz POPCORN BUCKET

**Case Qty:** 300

**Case Weight:** 26.0 lbs

**Case Cube:** 5.17

**Case Dimensions:**

22.88x15.50x25.19

**Ti/Hi:** 6x4



SFR-170 (Popcorn)

## 170oz POPCORN BUCKET

**Case/Sleeve Qty:** 150/25

**Case Weight:** 20.5 lbs

**Case Cube:** 5.30

**Case Dimensions:**

26.88x18.06x18.88

**Ti/Hi:** 5x4



SFM-170 (Showtime)

## 170oz POPCORN BUCKET

**Case Qty:** 100

**Case Weight:** 21.5 lbs

**Case Cube:** 4.69

**Case Dimensions:**

20.31x20.31x19.63

**Ti/Hi:** 6x4

# PRODUCT NOMENCLATURE GUIDE

## CUPS / CONTAINERS

1	2	3	4	5	6	7	8
Material	Application	Shape	Features	Features	Approx. Capacity (oz.)		
D - Double poly S - Single poly P - Plastic	M - Manual V - Vending F - Food D - Double-wrap W - Wrapped individually	R - Regular T - Tall S - Squat M - Modified A - Alternative	C - Combo pck. K - Clear (plastic) E - ecotainer® P - Post-consumer recycled fiber W - Wrapped individually	P - Polypropylene			

## LIDS

1	2	3	4	5	6	7	8	9
Material	Application	Shape	Type	Descriptor	Descriptor	Approx. Capacity (oz.)		
L - Lid	C - Cold H - Hot F - Food P - Plastic	R - Regular T - Tall S - Squat M - Modified D - Double-wrap	S - Slotted V - Vending D - Dome F - Flat H - Finger hole M - Manual L - Lock-back O - Dome/Lrg. opening N - Splash Resistant	S - Styrene H - Hot vented O - Dome/Sm. opening B - Black L - Lock-on M - Modified C - Colored A - PETE P - Polypropylene E - ecotainer® N - Lock-Back	N - Brown F - Paper			

## PLATES

1	2	3	4	5	6	7	8
Product	Material	Caliper	Coating	Type	Size (in)		
P - Plate	H - Heavy M - Medium	L - Laquered					

## FOLDING CARTON

1	2	3	4	5	6	7	8	9
Product	Type	Descriptor	Material	Numeric Identifiers				
F - Folding carton R - Formed carton	C - Carton S - Sleeve	D - Drink	K - UNK					

These numbers are flexible to identify size, drawing or item number in the system.

KEY	Material
	Polyethylene terephthalate (PETE)
	Polypropylene (PP)
	Polystyrene (PS) High Impact Polystyrene (HIPS)
	Polylactic acid (PLA)

KEY	Example Stock No.
	<b>DFR-4</b>
Character Position No.	1 2 3 4 5
Significance	Material Application Shape Special Features Capacity (oz.)
	D-double poly F-food R-regular (none)

All case weights (pounds) and case volumes (cubic feet) are approximated and may vary.



## Graphic Packaging International

800.537.4141

[www.graphicpkg.com](http://www.graphicpkg.com)



©2020 Graphic Packaging International. All rights reserved. Carte Blanc, ecotainer, Lock N Go, Hold&Go, Newspaper, SoHo, Wildcard, Cup Buddy, "The Hot Cup with a Cool Feel" and "Making a Difference One Cup at a Time" are registered trademarks of Graphic Packaging International. Family Style, Old World, Popcorn, Renew World, Showtime, Thermashield, Titanium, Translations, and Tuscany are trademarks of Graphic Packaging International. BPI is a trademark of the Biodegradable Products Institute. Ingeo is a registered trademark of NatureWorks, LLC. Forest Stewardship Council, FSC and the FSC logo are trademarks of Forest Stewardship Council, PEFC and the PEFC logo are registered trademarks of the PEFC Council. SFI marks are registered marks owned by the Sustainable Forestry Initiative, Inc. 11/2020